




Sketches for Clay Piece



Finished Clay Piece



Finished 3D Printed Model



Raw Scan Image of Clay Piece



Sketches for 2D Manipulation


Student: Arnulfo Casco, New Media Arts Major

Course: 2D 3D Design


Instructor: Donna Colebeck

Project: **2D Design & 3D Printing; Exploring Art and Technology;** a collaboration with the Southern Polytechnic College of Engineering and Engineering Technology's Center for Additive Manufacturing.

Process Statement: With the end goal of creating both a 3D printed object and a 2D accompanying piece, I began by sketching possible 3D shapes on paper then molded one in modeling clay. The small clay object was taken to the Center for Additive Manufacturing Lab and scanned using a desktop rotating scanner which took images of the object from all angles and created a digital STL file. Using this STL file, a 3D printed exact copy of the object was made in blue plastic which became the final 3D piece. For the 2D piece, I took two raw scan images from the earlier scanning process and manipulated them using the paint bucket tool in Adobe Photoshop. One became Monolith the other Star Voyage. Before printing the final version of Star Voyage I took the image into Adobe Illustrator to vectorize it so it could be printed larger without changing or losing image quality.



Artist Statement: Monolith is an abstract piece done to look like a half built Stone Monolith in a cyber world. The colors were placed in such a way on the object itself to accentuate the open and lit up areas of the object while playing down the shaded areas. The strong primary colors of the background serve to support the cyber world feel.



Artist Statement: Star Voyage was created somewhat by accident when I noticed that trying to fill the background in with black left interesting blue residual striping from the scan background. The blue and black seemed to work well together and almost looked like a shot from space, the object itself then took on the appearance of a spaceship melting out of the darkness. A few colorful additions to the ships turret like protrusions and some work on the background was all that was needed to complete Star Voyage.